

“Seize the day, and put the least possible trust in tomorrow.”
- Horace

EDGECOMB EDDY SCHOOL

edgecomb.aos98.net

AOS 98/Rocky Channels School System

207-882-5515

November 14, 2019



MARK YOUR CALENDARS

11/26 - Report cards go home
11/27 - No School - Teacher In-Service Day
11/28-29 - No School - Thanksgiving Holiday
12/3 @ 5:30 - Parent Chat with Michelle Slack & Kristin Cameron - child care provided
12/3 @ 6:00 - Parent Teacher Club Mtg.
12/6 @ 5:30 - Charlie Brown Christmas Tree Lighting, Cocoa, and Caroling
12/11 @ 5-6:30 - Craft night & potluck
12/19 @ 6-7 - Winter Concert
12/23 - 1/1/2020 - Winter Break (no school)

Before You Know It...

Mrs. Reid sent me the photo on the right. I know that I am not the only one who is surprised that winter snuck in as quickly as it did. As always, our Edgcomb Eddy kids are ready to adapt and make the most of it - few recess activities bring me as much joy as watching the group penguin slide down our hill.

On Wednesday, my oldest daughter turned 11. I am left thinking about how quickly time passes and catches us off guard. We are lucky at Edgcomb Eddy. Our kids make the most of their time, enjoying each other, enjoying the outdoors (see K, 1st, and 3rd grade articles below), learning as much as they possibly can (see the recent Boothbay Register article: <https://www.boothbayregister.com/article/eddy-school-s-mea-scores-above-state-average/126667>), and expressing gratitude for the world they live in. I hope that our students and their guardians are left remembering their Edgcomb Eddy time as a highlight of their lives ~ a place where they were inspired to laugh, love, and live fully. We are approaching a season of traditions for many families and for making new ones for others. Make the most of the time, because the course of our lives can change before we know it.
- Mr. Michaud




Parenting Post

Parent Chats with Michelle Slack

The first Parent Chat session was held on Tuesday, November 5th. It took place at 5:30 in the Computer Lab, and ended promptly at 6:00 in order for the PTC Meeting to take place. The first of the “10 One-Minute Transformation Tips” was: “Assume Control.” Some simple guidelines for doing so are: 1) Use simple statements vs. long explanations; 2) Use a businesslike tone of voice; and 3) Avoid asking for excuses such as, “Why are you _____?”. Consider giving the simple directive and then walking away. This might sound like, “You need to be putting your dirty clothes in the hamper in the next 10 minutes.” set a timer and walk away. Return in 10 minutes. If it’s not done, say, “You will be going to bed 5 minutes early tonight” (or some small consequence that can grow). Then repeat and walk away again.

The 10 tips can each stand alone but together make a powerful tool kit for managing tough behaviors with your child(ren). Each session will present a new tip and welcome discussion of previous tips. After each chat session, I will post the new tip. My goal is to make it welcoming for ALL parents to attend ANY session(s). The first turn-out was small, but I’m hopeful that more will join us in the future. The next chat session will be Tuesday, December 3rd. Hope to see you there!



Greetings from Guidance!

This week, we are digging into the concept of "Being Assertive" in the Second Step curriculum. At the younger level, this sounds like 'asking for what you need or want using a strong voice.' If you hear your child whining and mumbling (passive) or yelling (aggressive), ask them to repeat what they need or want using a strong and respectful voice.

Second - sixth graders should all be able to demonstrate what a passive, an assertive, and an aggressive voice sound like. Have your child try it out using the same phrase in those three different styles of communication. Here are some phrases to use, and notice how different they can sound with each variation: "I need help with my homework." "Give me my toy back." "My friend hurt my feelings."


For some hands-on fun with this concept, have your child sort through animal toys that you have at home and put each animal in one of three piles that represent these three modes of communication. There are no wrong answers here! *Why did you put the tiger in the aggressive pile? What makes a sloth seem passive to you?*

Miss Monroe's Pre-K

Thank you to parents that took time to conference last week. I enjoyed getting a chance to talk with all of you and tell you about all the great things happening in our classroom! We recently started the Handwriting Without Tears program. Students were first introduced to Mat Man, who is made up of wood pieces that include big lines, little lines, big curves, and little curves. We continue to enjoy building Mat Man together with our song! We explored making different letters and Mat Man in small groups using wood pieces, practiced singing the alphabet song with our alphabet cards, practiced our grip using The Crayon Song, and were introduced to Wet, Dry, Try and Roll-A-Dough (ways to practice making letters). We are now working in small groups to learn new letters, work in our workbooks, and practice making letters with different materials.

Other things we have focused on over the last few weeks: being a kind friend, recognizing and talking about feelings, having a healthy body, using positive self talk, shapes, patterns, counting, sequencing, recognizing and writing our names, recognizing letters and numbers, pumpkins, and bats. We have enjoyed exploring our classroom library and love seeing books we know in there! I hope you all enjoyed our monthly books that went home in October. If you would like to order any books this month, orders are due this Friday, November 15. We look forward to an upcoming visit with the Boothbay Harbor Children's Librarian (Harolyn), who will come to read books and do some activities with our class. We are hoping to continue this throughout the year!

- Miss Monroe



DEC
11



JOIN US!

Crafts and Casseroles

5:00-6:30 PM

Crafts and Casseroles! Community and Creativity! What could be better? Let's make some seasonal crafts together and share a meal. No talent required. Bring a dish to add to the table. It doesn't have to be a casserole, either :-). Wednesday, December 11, 5-6:30.

Lost & Found

Has your child lost something? We welcome you to come into the school and peruse our lost and found - see if there is anything in the basket that may belong to your child. Any items left unclaimed around Thanksgiving break will be donated to a local charity to be given to folks who may need it.



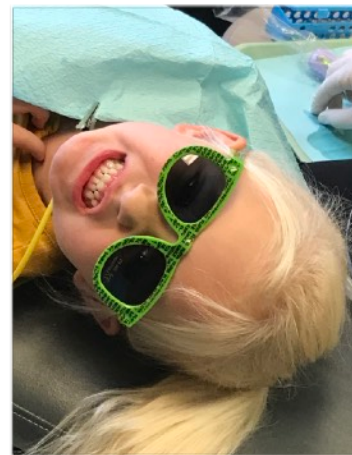
From the Clinic—Please remember to pack spare clothes for your kiddos. Cold, wet kids are fidgety and unable to focus—wet socks and pants are never fun so please add these items to their backpacks so they have a spare.

Our second annual Lincoln County Dental Clinic (CHOMP) was a huge success. Allison from LCD is happy to offer a spring clinic as well. If you are interested in having your child's teeth cleaned, sealants applied and optional fluoride treatment as well as a full oral assessment, all completely free of charge, please complete the forms for Lincoln County Dental and return to school. You'll find the forms at the following link: https://core-docs.s3.amazonaws.com/documents/asset/uploaded_file/517949/Lincoln_County_Dental_Paperwork.pdf If you need a pre-printed packet, you can still use the one that came home at the beginning of the school year or reach out to the school nurse at ccrocker@aos98schools.org for another packet to come home with your student.

Annual screening will start soon. If you have a particular concern about your child's hearing or vision, please contact the school nurse at 882-5515 or via email.

The flu clinic was a great success again this year. Thanks to staff at LCH Peds for their services. We are unable to offer another clinic until next fall, so if your child was ill that day or otherwise missed the clinic, please contact your child's healthcare provider for a flu shot.

If you received a call and/or letter/email regarding your child's immunization status, please don't forget to return the form that should've gone home last Friday. Thank you!



It's Winter Concert time!!

Practice recordings can be found at this link:

<https://drive.google.com/drive/folders/17wTUel-xakXnozinV26XaZhs4zOToD6c?usp=sharing>

A few CDs are also available to check out from the library.

Happy practicing! - Ms. McIvor



Kindergarten November News

Kindergarten jumped right into Fall! We have been learning about leaves and trees, taking a nature hike and collecting all the parts of a tree. Then we returned to the classroom and built our own tree and labeled it. Our field trip was a visit to the Boothbay Region Land Trust at Oak Point where students took a literacy walk. Students walked and listened to each page of "The Very Ugly Pumpkin". After that we went on a great nature walk and looked for signs of Fall. Students made nature bracelets and crowns using things they gathered on the walk.

In literacy we worked on rhyming words, counting words in a sentence, and added to our "Words to Know" word ring. We have learned to write almost all 26 of the lowercase letters, and students are beginning to use them in words and sentences. In math students focused on getting to know triangles, squares, rectangles, and circles. They also learned how to determine the number of objects in a set when another object is added, and students have been practicing counting collections in different arrangements. In social studies we finished up learning about Community Helpers and have moved on to a mini unit about Thanksgiving. Our first lesson was about Thanksgiving and lesson 2 was about the Mayflower. This week we will continue by learning about Pilgrims and Native Americans. This month we will be making mini pumpkin pies, finishing up our bulletin board for November, and continuing work on lowercase letter writing.

Be sure to check out the school FB page for updates! Report cards come home on November 26.







Garlic Planting

The first and third graders teamed up and planted garlic at the end of October with Farmer Anna from Morris Farm. The following is what we learned:

- Plant garlic in the fall. Mason
 - Leave the paper off the garlic when you plant it for protection. Azalea
 - Use your thumb to make the hole for the clove. Sam
 - The garlic clove gets planted two inches deep. Isabel
 - Plant the clove with the flat side down. Maxine
 - The point of the clove goes up because that's where the garlic grows from. Nayden
 - We put about 10 cloves in each row. Andrew
 - We planted five rows of garlic and put stakes to mark them. Jacob
 - Put straw on top protect the cloves all winter. Mackenzie
 - We left the rows for the strawberries without straw on them. Maddison
 - Strawberries are good to plant next to garlic in the spring. Briar
 - The garlic keeps animals away because of the smell. Lily
- We are looking forward to checking our garden in the spring!

- Mrs. Gosselin





3rd Grade...

Third graders have recently been enjoying partnering with grade1 for some garden lessons led by farmer Anna from the Morris Farm in Wiscasset. Most recently they have worked together to plant garlic and have joined to explore the life cycle and qualities of apples. The grade 3 class also shared their "harvest discoveries" with the grade 1 students.

In science we are also taking a closer look at weather with activities that will help students gain a deeper understanding of temperature, wind, clouds, and precipitation.


In social studies we are continuing to explore the 50 states and capitals in addition to investigating U.S. regions. Our investigation into regions will also lead into learning about the varying climates that are found within the United States.

Students are working hard in literacy and math classes! We are finishing unit 2 - "Number Stories & Arrays" in our Everyday Math program, and in November will be studying "Operations". Our unit 3 on operations will include such areas as estimation, column addition, expand and trade subtraction, graphs, area, and partitioning as well as properties of multiplication. Please keep an eye out for the parent letter for unit 3!

Take a look! Third graders did a great job decorating our class door for Fall!

- Mrs. Currier






π Mrs. Browne's Science and Math Corner π

Math in all grades has been all about pushing ourselves and learning new things. We are working on positive attitudes and pushing outside our comfort zones so that we can be successful learners! All grades are working on mastering multiplication and division facts. Make sure to be studying at home if you are not a multiplication master or a division dominator yet!

In science class, 4th graders have been having a blast. We have been exploring rock types, fossils and especially how rock layers hold information about how Earth and its living things have changed over millions of years. We made sedimentary rock layers out of different types of bread and put fish (Swedish fish), land mammals (gummy bears) and snakes (gummy worms) between the layers to create fossils. We then applied pressure for a whole week and observed the results! We discovered the “rock” layers were difficult to pull apart and that our “animals” had created deep imprints, fossils, in the “rock”. We are loving exploring fossils together!

In 5th and 6th grade science, we have been exploring space. We have learned the basics about our solar system, but we have also explored how gravity works in space, how gravity and inertia work together to keep our solar system together and the scale of celestial objects and their distances from each other. Right now, we are creating scale models of the distances between planets in our solar system based on our own heights. We are also just starting our project growing kelp with help from the Boothbay Sea and Science Center! This is an exciting project that is happening in tandem with five other area schools. The seaweed will grow in our tank until holiday break in December and then will be “planted” in the ocean until April! At that time, our class will harvest the kelp and create reports about its growth, which will be presented at Bigelow Laboratory in May. While the kelp is in our school, the 5th and 6th graders will be responsible for caring for the kelp and the health of the tank as well as collecting data daily along the way! Look for more updates on the kelp progress.





Enjoying...



messy pumpkin fun...
Happy fall.



If your 3rd-6th grader is interested, this Monday's meeting may already be full, but feel free to email Mrs. Carrier (scurrier@aos98schools.org) to find out. It sounds like a great lesson!

Science Club

2:45 PM

Monday, November 18

Art Room

Topic: Electric Motors

Electric motors perform many kinds of functions – from garage door openers to vacuum cleaners. How do they work? Learn about magnetic and electric fields and induction. Then build your own motor and make it spin!

Love of Deb Fundraiser

There are very few tickets left for this fundraiser event that is taking place next Friday at the Opera House at Boothbay Harbor. If you have not yet purchased yours, call and leave a message for Judy at our office (882-5515). We may sell out over the weekend, so do not wait until Monday! See the following Boothbay Register link for more information about the auction items that are available and what the event will entail:

<https://www.boothbayregister.com/article/tickets-available-beam-fundraiser/126551>

We hope to see you there.





Pre-Sale Order Form



Edgecomb Eddy PTC is selling beautiful Holiday wreaths to help fund Playground improvements, upcoming class trips & socials. Each 12" double faced wreath is handmade made with fresh and fragrant greens.

They are environmentally friendly and can last up to three months!

Cost is \$10.00 per wreath,

add a handmade bow for \$2 each.

Note: You MUST pre-order They make beautiful gifts for employees, employers, neighbors, family, and friends. If you have a business...they are perfect for clients!

ORDER by Friday, NOV 15TH. Please send completed forms and payments made out to: EES PTC, orders may be dropped off to the school office. Please put in envelope marked PTC Wreaths. Donations are always welcome. Wreath Pick Up is to be determined, approximately the week before Thanksgiving, at the school (Sorry Wreaths can NOT go on the bus). For more information contact PTC by email: ees.ptc@gmail.com. 'like' the Facebook page to see updates - we are under Edgecomb Eddy School PTC

***** ORDER FORM – Please complete and return with payment by November 15th –PRINT CLEARLY*****

Print Name: _____ Phone: _____

Email: (for reminder) _____

Number of Wreaths: _____ x (\$10.00) = _____ Number of Bows: _____ x (\$2.00) = _____

(total enclosed) \$ _____